

2012 CATALOGUE



equipment and accessories
for supermarkets and the food and catering industries

COOKING LINE



Established in the late 50s, BALBONI has always operated in the mechanical engineering industry. Since the late '70s, BALBONI INOX has been designing and manufacturing furniture and equipment for the sectors including large systems, industrial kitchens, and mass retail.

The entire production range is built using AISI 304 stainless steel (AISI 316 available on request). All the projects and processing are handled by highly qualified staff using technologically advanced workstations, thereby ensuring impeccable quality in both the standard lines and the bespoke orders.

If necessary, we can also arrange for the transportation and assembly of the items we produce. Our after-sales services is synonymous with professionalism and reliability, with staff working quickly and carefully to meet customers' needs.

COOKING LINE

600 - Snack	p.	4
700 - Professional	"	14
900 - Classica	"	30
Heat lamps	"	44










With such an extensive range of products available (all with mains operation), we are confident that all needs associated with high-quality production are met.

Our hardwearing worktops feature machined parts with thicknesses varying from line to line:

- 1,0 mm for the SNACK line
- 1,5 mm for the PROFESSIONAL line
- 1,5/2 mm for the CLASSICA line

KEY

MODELL	Product name	 kW	Electric power
mm	Dimensions (in mm)	Σ  kW	Total electric power
Qty	Number of units	 Sv	Electric power during op. (in kW)
L.	Capacity in litres	O - GN	Oven
Volt	Electrical voltage	O - GN1/1	Oven GN1/1
Hz	Electrical frequency	O - GN2/1	Oven GN2/1
	Gross weight (in kg)		Generators for induction
	Volume (in cubic metres)		Trays
	Round electric burners		Trays with incorporated pot
	Square electric burners		Fry tops
	Burners for glass ceramic hobs		

COOKING LINE - 600 **Snack**



Snack Line

Pictures are provided for illustration purposes only and products may differ from those shown.

COOKING LINE - 600 Snack



Round burner



5000000010



5000000020

MODEL	DIMENSION	Q.ty	mm	⚡kW	Σ ⚡kW	Volt/Hz			
5000000010	400x600x325H	1	Ø 300	1x3,5	-	3,5	230/1N+T 50-60	13	0,22
5000000020	800x600x325H	2	Ø 220+Ø 300	1x2,6	1x3,5	6,1	400/3N+T 50-60	30	0,37



Square burner



5000000030



5000000040

MODEL	DIMENSION	Q.ty	mm	⚡kW	Σ ⚡kW	Volt/Hz			
5000000030	400x600x325H	1	300x300	1x4	-	4	230/1N+T 50-60	13	0,22
5000000040	800x600x325H	2	220x220+300x300	1x2,6	1x4	6,6	400/3N+T 50-60	30	0,37

Pictures are provided for illustration purposes only and products may differ from those shown.

COOKING LINE - 600 Snack

Fry Top



5000000050



5000000060

L = smooth
 R = ribbed
 LR = smooth ribbed
 LC = smooth chrome-pla-

MODEL	DIMENSION	mm	⚡ kW	Σ ⚡ kW	Volt/Hz		
50L0000050	400x600x325H	370x490x15H	3	3	400/3N+T 50-60	42	0,22
50R0000050	400x600x325H	370x490x15H	3	3	400/3N+T 50-60	42	0,22
50LC000050	400x600x325H	370x490x15H	3	3	400/3N+T 50-60	42	0,22
50L0000060	800x600x325H	770x490x15H	6x1,2	7,2	400/3N+T 50-60	85	0,37
50R0000060	800x600x325H	770x490x15H	6x1,2	7,2	400/3N+T 50-60	85	0,37
50LC000060	800x600x325H	770x490x15H	6x1,2	7,2	400/3N+T 50-60	85	0,37
50LR000060	800x600x325H	770x490x15H	6x1,2	7,2	400/3N+T 50-60	85	0,37

Ceramic-glass



5000000070



5000000080



5000000090



5000000100



5000000110





MODEL	DIMENSION	Q.ty	⚡ kW	Σ ⚡ kW	Volt/Hz		
5000000070	400x600x325H	1	1x3,4	3,4	230/1N+T 50-60	13	0,22
5000000080	800x600x325H	2	2x3,4	6,8	400/3N+T 50-60	26	0,37
5000000090	400x600x325H	2	1x1,7 1x2,1	3,8	400/3N+T 50-60	13	0,22
5000000100	800x600x325H	3	1x1,7 1x2,1 1x3,4	7,2	400/3N+T 50-60	26	0,37
5000000110	800x600x325H	4	2x1,7 2x2,1	7,6	400/3N+T 50-60	26	0,37

Pictures are provided for illustration purposes only and products may differ from those shown.

COOKING LINE - 600 Snack





Induction



MODEL	DIMENSION	Q.ty	 kW	Σ kW	Volt/Hz			
5000000120	400x600x325H	1	5	5	400/3+T 50-60	Ø mm. 120 ÷ 270	13	0,22
5000000130	800x600x325H	2	5	10	400/3+T 50-60	Ø mm. 120 ÷ 270	26	0,37
5000000140	400x600x325H	2	3,5	7	400/3+T 50-60	Ø mm. 120 ÷ 220	13	0,22
5000000150	800x600x325H	4	3,5	14	400/3+T 50-60	Ø mm. 120 ÷ 220	26	0,37

Wok-Induction



MODEL	DIMENSION	Q.tà	 kW	Σ kW	Volt/Hz			
5000000160	400x600x325H	1	5	5	400/3+T 50-60	Ø mm. 300	13	0,22
5000000170	800x600x325H	2	5	10	400/3+T 50-60	Ø mm. 300	26	0,37

Pictures are provided for illustration purposes only and products may differ from those shown.




COOKING LINE - 600 Snack



5000000180

Brat pans




VE = Extractable Tray

MODEL	DIMENSION	Q.ty	L.	mm	 kW	Volt/Hz		
5000000180	600x600x325H	1	8 / 9	530x325x80H	6	400/3N+T 50-60	VE	34 0,30



5000000190

Bain-marie GN1/1

MODEL	DIMENSION	Q.ty	GN	 kW	Volt/Hz		
5000000190	600x600x325H	1	1/1	1	230/1N+T 50-60	25	0,30

Accessories	MODEL	DIMENSION	GN
AISI 304 stainless steel pans	5000000200	530x325x1 50H	1/1
	5000000210	352x325x1 50H	2/3
	5000000220	325x265x1 50H	1/2
	5000000230	325x176x1 50H	1/3
AISI 304 stainless steel lids	5000000240	530x325x5H	1/1
	5000000250	352x325x5H	2/3
	5000000260	325x265x5H	1/2
	5000000270	325x176x5H	1/3
Divider for pans for well GN2/1	5000000280	20x535x20H	-

Pictures are provided for illustration purposes only and products may differ from those shown.

COOKING LINE - 600 Snack




Fryers



5000000290






5000000300

MODEL	DIMENSION	Q.ty	L.	 kW	Volt/Hz		
5000000290	400x600x325H	1	7	6,75	400/3N+T 50-60	20	0,22
5000000300	800x600x325H	2	7	13,5	400/3N+T 50-60	31	0,37

Fryers



5000000310

MODEL	DIMENSION	Q.ty	L.	 kW	Volt/Hz		
5000000310	600x600x325H	2	9+9	7,5	400/3+T 50-60	25	0,20

Fryer baskets included

MODEL	5000000320 (mm. 180x310x105H)
5000000320	nr. 1
5000000330	nr. 2
5000000340	nr. 2

Pictures are provided for illustration purposes only and products may differ from those shown.

COOKING LINE - 600 Snack

Chip scuttle



5000000350

MODEL	DIMENSION	kW	Volt/Hz		
5000000350	400x600x325H	1	230/1N+T 50-60	18	0,22

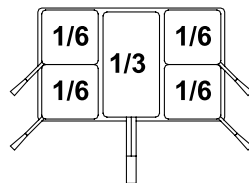
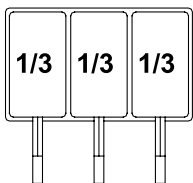
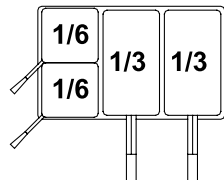
Pasta cooker



5000000360

MODEL	DIMENSION	Q.ty	L.	kW	Volt/Hz		
5000000360	600x600x325H	1	26	6	400/3N+T 50-60	35	0,38

Pasta cooker baskets – NOT INCLUDED



MODEL	DIMENSION	MODULE
5000000370	480x290x215H	GN 1/1
5000000380	240x290x215H	GN 1/2
5000000390	145x290x215H	GN 1/3
5000000400	140x140x215H	GN 1/6


Pictures are provided for illustration purposes only and products may differ from those shown.

COOKING LINE - 600 Snack

Neutral units



5000000410



5000000420



5000000430





5000000440



5000000450



5000000460

MODEL	DIMENSION			
5000000410	400x600x325H	No drawer	11	0,22
5000000420	600x600x325H	No drawer	18	0,30
5000000430	800x600x325H	No drawer	23	0,37
5000000440	400x600x325H	With drawer	13	0,22
5000000450	600x600x325H	With drawer	20	0,30
5000000460	800x600x325H	With drawer	26	0,37

Pictures are provided for illustration purposes only and products may differ from those shown.

COOKING LINE - 600 Snack

Accessories



MODEL	DIMENSION
5000000480	- <i>Scraper for fry tops (no blade)</i>
5000000490	- <i>Scraper blade for smooth burner (10 units)</i>
5000000500	- <i>Scraper blade for ribbed burner</i>
5000000510	530x450 <i>Chrome-plated grill for oven</i>
5000000520 5000000530	GN1/1 H 40 GN1/1 H 65 <i>Stainless steel baking trays, Aisi 304</i>
5000000580	180x310x105H <i>Fryer basket</i>
5000000590	- <i>Lid for single pasta cooker well</i>

Pictures are provided for illustration purposes only and products may differ from those shown.

COOKING LINE - 600 Snack

Pictures are provided for illustration purposes only and products may differ from those shown.

0013

 **BALBONI**
INOX

COOKING LINE - 700 Professional



Professional line – All-electric solution

Pictures are provided for illustration purposes only and products may differ from those shown.

COOKING LINE - 700 Professional

Round burner



500000620



500000640








500000630



500000650



500000660

MODEL	DIMENSION	Q.ty	Ø mm	O - GN2/1			Volt/Hz	 
				 kW	 kW	Σ  kW		
<i>Open base</i> 500000620	400x700x900H	2	220	2,6	-	5,2	400/3N+T 50-60	45 0,38
500000630	800x700x900H	4	220	2,6	-	10,4	400/3N+T 50-60	85 0,75
<i>Cupboard</i> 500000640	400x700x900H	2	220	2,6	-	5,2	400/3N+T 50-60	51 0,38
500000650	800x700x900H	4	220	2,6	-	10,4	400/3N+T 50-60	97 0,75
<i>Electric oven</i> 500000660	800x700x900H	4	220	2,6	5	15,4	400/3N+T 50-60	115 0,75

Pictures are provided for illustration purposes only and products may differ from those shown.

COOKING LINE - 700 Professional

Square burner



5000000670



5000000690








5000000680



5000000700



5000000710

MODEL	DIMENSION	Q.ty	mm	O - GN2/1			Volt/Hz	 
					 kW	 kW		
<i>Open base</i> 5000000670	400x700x900H	2	220x220	2,6	-	5,2	400/3N+T 50-60	47 0,38
5000000680	800x700x900H	4	220x220	2,6	-	10,4	400/3N+T 50-60	87 0,75
<i>Cupboard</i> 5000000690	400x700x900H	2	220x220	2,6	-	5,2	400/3N+T 50-60	53 0,38
5000000700	800x700x900H	4	220x220	2,6	-	10,4	400/3N+T 50-60	99 0,75
<i>Electric oven</i> 5000000710	800x700x900H	4	220x220	2,6	5	15,4	400/3N+T 50-60	117 0,75

Pictures are provided for illustration purposes only and products may differ from those shown.

COOKING LINE - 700 Professional

Ceramic-glass



5000000720



5000000740



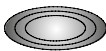


5000000730



5000000750



5000000760

MODEL	DIMENSION	Q.ty	 O - GN2/1				Volt/Hz	 
			⚡ kW	⚡ kW	⚡ kW	Σ ⚡ kW		
<i>Open base</i>								
5000000720	400x700x900H	2	1x2,1	1x3,4	-	5,5	400/3N+T 50-60	50 0,38
5000000730	800x700x900H	4	2x2,1	2x3,4	-	11	400/3N+T 50-60	90 0,75
<i>Cupboard</i>								
5000000740	400x700x900H	2	1x2,1	1x3,4	-	5,5	400/3N+T 50-60	56 0,38
5000000750	800x700x900H	4	2x2,1	2x3,4	-	11	400/3N+T 50-60	102 0,75
<i>Electric oven</i>								
5000000760	800x700x900H	4	2x2,1	2x3,4	5	16	400/3N+T 50-60	120 0,75

Pictures are provided for illustration purposes only and products may differ from those shown.

COOKING LINE - 700 Professional

Induction



5000000770



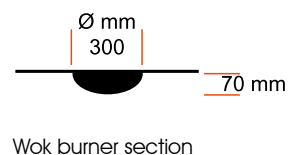
5000000780







5000000790



5000000800



MODEL	DIMENSION	Q.ty	 kW	Σ kW	Volt/Hz			
5000000770	400x700x900H	1	3,5	3,5	230/1N+T 50-60	Ø mm. 300	50	0,38
5000000780	400x700x900H	1	3,5	3,5	230/1N+T 50-60	Ø mm. 120 ÷ 220	56	0,38
5000000790	400x700x900H	2	3,5	7	400/3+T 50-60	Ø mm. 120 ÷ 220	56	0,38
5000000800	800x700x900H	4	3,5	14	400/3+T 50-60	Ø mm. 120 ÷ 220	102	0,75

Pictures are provided for illustration purposes only and products may differ from those shown.

COOKING LINE - 700 Professional

Fry top on open base






5000000810



5000000820

L = smooth
 R = ribbed
 LR = smooth ribbed
 LC = smooth chrome-plated

MODEL	DIMENSION	mm	 kW	Σ kW	Volt/Hz		
50L0000810	400x700x900H	390x590x15H	5,4	5,4	400/3N+T 50-60	60	0,38
50LC000810	400x700x900H	390x590x15H	5,4	5,4	400/3N+T 50-60	60	0,38
50R0000810	400x700x900H	390x590x15H	5,4	5,4	400/3N+T 50-60	60	0,38
50L0000820	800x700x900H	790x590x15H	5,4 + 5,4	10,8	400/3N+T 50-60	125	0,75
50LC000820	800x700x900H	790x590x15H	5,4 + 5,4	10,8	400/3N+T 50-60	125	0,75
50R0000820	800x700x900H	790x590x15H	5,4 + 5,4	10,8	400/3N+T 50-60	125	0,75
50LR000820	800x700x900H	790x590x15H	5,4 + 5,4	10,8	400/3N+T 50-60	125	0,75

Pictures are provided for illustration purposes only and products may differ from those shown.

COOKING LINE - 700 Professional

Fry top on cupboard







5000000830



5000000840

L = smooth
 R = ribbed
 LR = smooth ribbed
 LC = smooth chrome-

MODEL	DIMENSION	mm	 kW	Σ  kW	Volt/Hz		
50L0000830	400x700x900H	390x590x15H	5,4	5,4	400/3N+T 50-60	66	0,38
50LC000830	400x700x900H	390x590x15H	5,4	5,4	400/3N+T 50-60	66	0,38
50R0000830	400x700x900H	390x590x15H	5,4	5,4	400/3N+T 50-60	66	0,38
50L0000840	800x700x900H	790x590x15H	5,4 + 5,4	10,8	400/3N+T 50-60	137	0,75
50LC000840	800x700x900H	790x590x15H	5,4 + 5,4	10,8	400/3N+T 50-60	137	0,75
50R0000840	800x700x900H	790x590x15H	5,4 + 5,4	10,8	400/3N+T 50-60	137	0,75
50LR000840	800x700x900H	790x590x15H	5,4 + 5,4	10,8	400/3N+T 50-60	137	0,75

Pictures are provided for illustration purposes only and products may differ from those shown.

COOKING LINE - 700 Professional



Pasta cooker

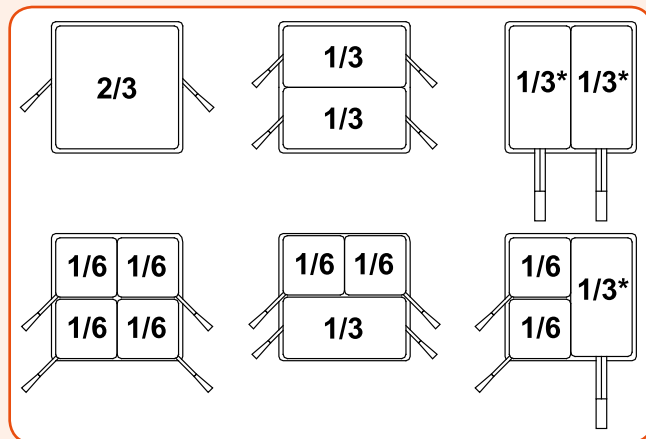


5000000850
+ baskets



5000000860
+ baskets

MODEL	DIMENSION	Q.ty	L.	⚡ kW	Volt/Hz		
5000000850	400x700x900H	1	26	6	400/3N+T 50-60	55	0,38
5000000860	800x700x900H	2	26+26	12	400/3N+T 50-60	100	0,75



Pasta cooker baskets – NOT INCLUDED

MODEL	DIMENSION	MODULE
5000000870	290x290x215H	GN 2/3
5000000880	160x290x215H	GN 1/3
5000000890	145x290x215H	GN 1/3 (*)
5000000900	140x140x215H	GN 1/6

Pictures are provided for illustration purposes only and products may differ from those shown.

COOKING LINE - 700 Professional





Bain-marie



5000000910



5000000920

MODEL	DIMENSION	Q.ty	 GN	 kW	Volt/Hz	 55	 0,38
5000000910	400x700x900H	1	1/1	3	400/3N+T 50-60	55	0,38
5000000920	800x700x900H	1	nr° 2 x 1/1	5,4	400/3N+T 50-60	100	0,75

Accessories	MODEL	DIMENSION	GN
AISI 304 stainless steel pan	5000000930	530x325x150H	1/1
	5000000940	352x325x150H	2/3
	5000000950	325x265x150H	1/2
	5000000960	325x176x150H	1/3
AISI 304 stainless steel lid	5000000970	530x325x5H	1/1
	5000000980	352x325x5H	2/3
	5000000990	325x265x5H	1/2
	5000001000	325x176x5H	1/3
Divider for pans for well GN2/1	5000001010	20x535x20H	-

Pictures are provided for illustration purposes only and products may differ from those shown.

COOKING LINE - 700 Professional

Fryers






5000001020



5000001030



5000001040

MODEL	DIMENSION	Q.ty	L.	 kW	Volt/Hz	 
5000001020	400x700x900H	1	13	12	400/3N+T 50-60	45 0,38
5000001030	400x700x900H	2	8	14	400/3N+T 50-60	50 0,38
5000001040	800x700x900H	2	13	24	400/3N+T 50-60	85 0,75

Fryer baskets included

MODEL	5000001050 (230x310x120H)	5000001060 (130x310x120H)	5000001070 (113x310x120H)
5000001050	nr. 1		
5000001060		nr. 2	
5000001070	nr. 1		nr. 2

Pictures are provided for illustration purposes only and products may differ from those shown.

COOKING LINE - 700 Professional

Brat pans







5000001080



5000001100



5000001120

MODEL		DIMENSION	L.	 mm	 kW	Volt/Hz			
<i>Fixed pan</i>									
5000001080	*	400x700x900H	10 / 16	310x510x100H	5,4	400/3N+T 50-60	60	0,38	
5000001090	***	400x700x900H	10 / 16	310x510x100H	5,4	400/3N+T 50-60	60	0,38	
<i>Manual tilting</i>									
5000001100	*	800x700x900H	50 / 69	730x430x220H	7,2	400/3N+T 50-60	160	0,75	
5000001110	***	800x700x900H	50 / 69	730x430x220H	7,2	400/3N+T 50-60	160	0,75	
<i>Electric tilting</i>									
5000001120	*	800x700x900H	50 / 69	730x430x220H	7,4	400/3N+T 50	160	0,75	
5000001130	***	800x700x900H	50 / 69	730x430x220H	7,4	400/3N+T 50	160	0,75	

* = AISI 304 stainless steel pan with AISI 304 stainless steel bottom


*** = AISI 304 stainless steel pan with compound bottom



5000001140

Boiling

I = Indirect heating

MODEL	DIMENSION	L.	 mm	 kW	Volt/Hz		
5000001140	800x700x900H	50	ø 400x475H	9	400/3N+T 50-60	I 134	0,75

Pictures are provided for illustration purposes only and products may differ from those shown.

COOKING LINE - 700 Professional

Neutral units



5000001150



5000001160



5000001170



5000001180





5000001190



5000001200



5000001210

MODEL	DIMENSION			
5000001150	400x700x900H	<i>on open base</i>	40	0,38
5000001160	600x700x900H		58	0,56
5000001170	800x700x900H		75	0,75
5000001180	400x700x900H	<i>on cupboard base</i>	46	0,38
5000001190	600x700x900H		66	0,56
5000001200	800x700x900H		87	0,75
5000001210	400x700x900H	<i>With sink, including lever tap</i>	40	0,38

Pictures are provided for illustration purposes only and products may differ from those shown.

COOKING LINE - 700 Professional

Neutral units with drawer



5000001220





5000001240



5000001230



5000001250

MODEL	DIMENSION			
5000001220	400x700x900H	<i>On open base – With drawer</i>	40	0,38
5000001230	800x700x900H	<i>On open base – With drawer</i>	75	0,75
5000001240	400x700x900H	<i>On cupboard – With drawer</i>	46	0,38
5000001250	800x700x900H	<i>On cupboard – With drawer</i>	87	0,75

Cupboard doors




5000001260
5000001280





5000001270
5000001290



5000001300






5000001310

MODEL	DIMENSION			
5000001260	400x460H	<i>Door with RH hinge</i>	6	0,05
5000001270	600x460H		10	0,08
5000001280	400x460H	<i>Door with LH hinge</i>	6	0,05
5000001290	600x460H		10	0,08
5000001300	800x460H	<i>Pair of doors with central upright for cupboards measuring 800 mm</i>	15	0,10
5000001310	1200x460H	<i>Pair of doors with central uprights for cupboards meas. 1200 mm</i>	22	0,15

Pictures are provided for illustration purposes only and products may differ from those shown.

COOKING LINE - 700 Professional

Accessories

	MODEL	DIMENSION
	5000001330	- <i>Scraper for fry tops (no blade)</i>
	5000001340	- <i>Scraper blade for smooth burner (10 units)</i>
	5000001350	- <i>Scraper blade for ribbed burner</i>
	5000001370 5000001380	GN2/1 H 40 GN2/1 H 65 <i>Stainless steel baking trays, Aisi 304</i>
	5000001390	180x310x105H <i>Chrome-plated grill for oven</i>
	5000001420 5000001430	113x310x120H 230x310x120H <i>Electric fryer basket</i>
	5000001440	130x310x120H <i>Fryer basket for model 5000001030</i>

Pictures are provided for illustration purposes only and products may differ from those shown.

COOKING LINE - 700 Professional

Accessories

	MODEL	DIMENSION
	5000001490	- <i>Lid for single pasta cooker well</i>
	5000001540 5000001550 5000001560 5000001570	400x200x40H 600x200x40H 800x200x40H 1200x200x40H <i>Front shelf for plates and dishes, complete with fastening kit</i>
	5000001590	300x600x170H <i>Oil drip tray for ELECTRIC fryer</i>

Pictures are provided for illustration purposes only and products may differ from those shown.

COOKING LINE - 700 Professional

Pictures are provided for illustration purposes only and products may differ from those shown.

0029

 **BALBONI**
INOX

COOKING LINE - 900 Classica

Round burner



5000001600



5000001610








5000001620



5000001630



5000001640

MODEL	DIMENSION	Q.ty	Ø mm	O - GN2/1			Volt/Hz	 
				 kW	 kW	Σ  kW		
<i>Open base</i>								
5000001600	400x900x900H	2	300	3,5		7	400/3N+T 50-60	56 0,46
5000001610	800x900x900H	4	300	3,5		14	400/3N+T 50-60	84 0,90
5000001620	1200x900x900H	6	300	3,5		21	400/3N+T 50-60	112 1,34
<i>Electric oven</i>								
5000001630	800x900x900H	4	300	3,5	5	19	400/3N+T 50-60	159 0,90
5000001640	1200x900x900H	6	300	3,5	5	26	400/3N+T 50-60	184 1,34

Pictures are provided for illustration purposes only and products may differ from those shown.

COOKING LINE - 900 Classica

Square burner



5000001650



5000001660






5000001670



5000001680



5000001690

MODEL	DIMENSION	Q.ty	 Ø mm	O - GN2/1			Volt/Hz	 
				⚡ kW	⚡ kW	Σ ⚡ kW		
<i>Open base</i>								
5000001650	400x900x900H	2	300x300	4		8	400/3N+T 50-60	61 0,46
5000001660	800x900x900H	4	300x300	4		16	400/3N+T 50-60	89 0,90
5000001670	1200x900x900H	6	300x300	4		24	400/3N+T 50-60	140 1,34
<i>Electric oven</i>								
5000001680	800x900x900H	4	300x300	4	5	21	400/3N+T 50-60	164 0,90
5000001690	1200x900x900H	6	300x300	4	5	29	400/3N+T 50-60	219 1,34

Pictures are provided for illustration purposes only and products may differ from those shown.

COOKING LINE - 900 Classica

Ceramic-glass



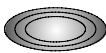


5000001700



5000001710



5000001720

MODEL	DIMENSION	Q.ty	 O - GN2/1			Volt/Hz	 
			⚡ kW	⚡ kW	Σ ⚡ kW		
<i>Open base</i>							
5000001700	400x900x900H	2	2x3,4	-	6,8	400/3N+T 50-60	45 0,46
5000001710	800x900x900H	4	4x3,4	-	13,6	400/3N+T 50-60	84 0,90
<i>Electric oven</i>							
5000001720	800x900x900H	4	4x3,4	5	18,6	400/3N+T 50-60	159 0,90

Pictures are provided for illustration purposes only and products may differ from those shown.

COOKING LINE - 900 Classica

Induction



5000001730



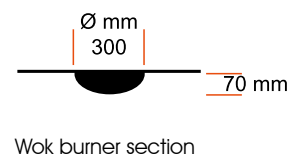
5000001750







5000001770



5000001790



MODEL	DIMENSION	Q.ty	 kW	Σ kW	Volt/Hz			
5000001730	400x900x900H	1	3,5	3,5	230/1N+T 50-60	Ø mm. 300	60	0,46
5000001740	400x900x900H	1	5	5	400/3+T 50-60	Ø mm. 300	60	0,46
5000001750	400x900x900H	1	3,5	3,5	230/1N+T 50-60	Ø mm. 120 ÷ 220	60	0,46
5000001760	400x900x900H	1	5	5	400/3+T 50-60	Ø mm. 120 ÷ 270	60	0,46
5000001770	400x900x900H	2	3,5	7	400/3+T 50-60	Ø mm. 120 ÷ 220	60	0,46
5000001780	400x900x900H	2	5	10	400/3+T 50-60	Ø mm. 120 ÷ 270	60	0,46
5000001790	800x900x900H	4	3,5	14	400/3+T 50-60	Ø mm. 120 ÷ 220	110	0,90
5000001800	800x900x900H	4	5	20	400/3+T 50-60	Ø mm. 120 ÷ 270	110	0,90

Pictures are provided for illustration purposes only and products may differ from those shown.

COOKING LINE - 900 Classica

Fry Top on open base







5000001810



5000001820

L = smooth
 R = ribbed
 LR = smooth ribbed
 LC = smooth chrome-plated

MODEL	DIMENSION	mm	 kW	Σ  kW	Volt/Hz		
50L0001810	400x900x900H	370x734x15H	5,4	5,4	400/3N+T 50-60	87	0,46
50LC001810	400x900x900H	370x734x15H	5,4	5,4	400/3N+T 50-60	87	0,46
50R0001810	400x900x900H	370x734x15H	5,4	5,4	400/3N+T 50-60	87	0,46
50L0001820	800x900x900H	770x734x15H	5,4 + 5,4	10,8	400/3N+T 50-60	151	0,90
50LC001820	800x900x900H	770x734x15H	5,4 + 5,4	10,8	400/3N+T 50-60	151	0,90
50R0001820	800x900x900H	770x734x15H	5,4 + 5,4	10,8	400/3N+T 50-60	151	0,90
50LR001820	800x900x900H	770x734x15H	5,4 + 5,4	10,8	400/3N+T 50-60	151	0,90

Pictures are provided for illustration purposes only and products may differ from those shown.

COOKING LINE - 900 Classica

Pasta cooker

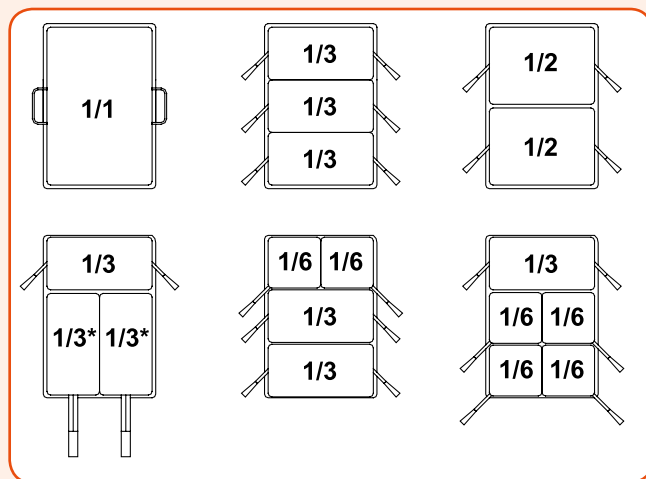


5000001830
+ baskets



5000001840
+ baskets

MODEL	DIMENSION	Q.ty	L.	⚡ kW	Volt/Hz	⌄	⌄
5000001830	400x900x900H	1	40	8,3	400/3N+T50-60	53	0,46
5000001840	800x900x900H	2	40+40	16,6	400/3N+T 50-60	86	0,90



Pasta cooker baskets – NOT INCLUDED

MODEL	DIMENSION
1/1 GN - 5000001850	480x290x215H
1/2 GN - 5000001860	240x290x215H
2/3 GN - 5000001870	290x290x215H
1/3 GN - 5000001880	160x290x215H
1/3* GN - 5000001890	145x290x215H
1/6 GN - 5000001900	140x140x215H

Pictures are provided for illustration purposes only and products may differ from those shown.

COOKING LINE - 900 Classica





Bain-marie



5000001910



5000001920

MODEL	DIMENSION	Q.ty	 GN	 kW	Volt/Hz		
5000001910	400x900x900H	1	1x1/1 + 1x1/3	3	400/3N+T 50-60	51	0,46
5000001920	800x900x900H	1	2x1/1 + 2x1/3	5,4	400/3N+T 50-60	77	0,90

Accessories	MODEL	DIMENSION	GN
AISI 304 stainless steel pans	5000001930	530x325x150H	1/1
	5000001940	352x325x150H	2/3
	5000001950	265x325x150H	1/2
	5000001960	177x325x150H	1/3
AISI 304 stainless steel lids	5000001970	530x325x5H	1/1
	5000001980	352x325x5H	2/3
	5000001990	325x265x5H	1/2
	5000002000	325x176x5H	1/3

Pictures are provided for illustration purposes only and products may differ from those shown.

COOKING LINE - 900 Classica

Fryers







5000002010



5000002020



5000002030

MODEL	DIMENSION	 Q.ty	L.	 kW	Volt/Hz	 60	 0,46
5000002010	400x900x900H	1	17	15	400/3N+T 50-60	60	0,46
5000002020	400x900x900H	2	8	14	400/3N+T 50-60	60	0,46
5000002030	800x900x900H	2	17	15	400/3N+T 50-60	101	0,90

Fryer baskets included

MODEL	5000002040 (320x290x120H)	5000001060 (130x310x120H)	5000002050 (163x290x120H)
5000002040	nr. 1		
5000002050		nr. 2	
5000002060	nr. 1		nr. 2

Pictures are provided for illustration purposes only and products may differ from those shown.

COOKING LINE - 900 Classica

Brat pans



5000002070







5000002090



5000002120



5000002150

MODEL		DIMENSION	L.	 mm	 kW	Volt/Hz		
<i>Fixed pan</i>								
5000002070	*	400x900x900H	10 / 16	310x510x100H	5,4	400/3N+T 50-60	68	0,46
5000002080	***	400x900x900H	10 / 16	310x510x100H	5,4	400/3N+T 50-60	68	0,46
<i>Manual tilting</i>								
5000002090	*	800x900x900H	80 / 99	730x615x220H	10,8	400/3N+T 50-60	195	0,90
5000002100	**	800x900x900H	80 / 99	730x615x220H	10,8	400/3N+T 50-60	195	0,90
5000002110	***	800x900x900H	80 / 99	730x615x220H	10,8	400/3N+T 50-60	195	0,90
<i>Electric tilting</i>								
5000002120	*	800x900x900H	80 / 99	730x615x220H	11	400/3N+T 50-60	203	0,90
5000002130	**	800x900x900H	80 / 99	730x615x220H	11	400/3N+T 50-60	203	0,90
5000002140	***	800x900x900H	80 / 99	730x615x220H	11	400/3N+T 50-60	203	0,90
5000002150	*	1200x900x900H	110 / 153	1130x615x220H	16,4	400/3N+T 50-60	280	1,34
5000002160	**	1200x900x900H	110 / 153	1130x615x220H	16,4	400/3N+T 50-60	280	1,34
5000002170	***	1200x900x900H	110 / 153	1130x615x220H	16,4	400/3N+T 50-60	280	1,34

* = AISI 304 stainless steel pan with AISI 304 stainless steel bottom

*** = AISI 304 stainless steel pan with compound bottom

Pictures are provided for illustration purposes only and products may differ from those shown.





COOKING LINE - 900 Classica

Boiling pan



5000002180

I = Indirect heating

MODEL	DIMENSION	L.	 mm	 kW	Volt/Hz		
5000002180	800x900x900H	100	∅ 600x415H	16	400/3N+T 50-60	(I)	169 0,90
5000002190	800x900x900H	150	∅ 600x540H	18	400/3N+T 50-60	(I)	176 0,90

Neutral units



5000002200



5000002210





5000002220



5000002230



5000002240

MODEL	DIMENSION		
5000002200	400x900x900H	48	0,46
5000002210	800x900x900H	71	0,90
5000002220	400x900x900H	49	0,46
5000002230	800x900x900H	73	0,90
5000002240	400x900x900H	54	0,46

With drawer
With drawer
With sink, including lever tap
mm. 330x330x180H

Pictures are provided for illustration purposes only and products may differ from those shown.

COOKING LINE - 900 Classica

Cupboard doors



5000002250
5000002260



5000002270



5000002280



5000002290

MODEL	DIMENSION			
5000002250	400x460H	Door with RH hinge	6	0,05
5000002260	400x460H	Door with LH hinge	6	0,05
5000002270	800x460H	N. 2 doors 400 mm. complete with central upright for cupboards measuring 800 mm	15	0,10
5000002280	1200x460H	N. 3 doors 400 mm. complete with central upright for cupboards measuring 1200 mm	22	0,15
5000002290	1600x460H	N. 4 doors 400 mm. complete with central upright for cupboards measuring 1600 mm	31	0,20


Pictures are provided for illustration purposes only and products may differ from those shown.

COOKING LINE - 900 Classica

Accessories



V 230/1 +T 50/60Hz kW 1



MODEL

DIMENSION

5000002300

-
Heater for single cupboard

5000002320

-
Scraper for fry tops (no blade)

5000002330

-
LScraper blade for smooth burner (10 units)

5000002340

-
Scraper blade for ribbed burner

5000002360

GN2/1 (530x650)

5000002370

870x540 for ovens - mm 880x565
Chrome-plated grill for oven

5000002380

GN2/1 H 40

5000002390

GN2/1 H 65

Aisi 304 stainless steel baking trays

5000002400

300x600x170H

Oil drip tray for ELECTRIC fryer

Pictures are provided for illustration purposes only and products may differ from those shown.

COOKING LINE - 900 Classica

Accessories



MODEL	DIMENSION
5000002500	163x290x120H
5000002510	330x290x120H <i>Electric fryer basket</i>

5000002520	130x310x120H <i>Fryer basket for model 5000002020</i>
------------	--



5000002560	- <i>Lid for single pasta cooker well (ELECTRIC)</i>
------------	---

Pictures are provided for illustration purposes only and products may differ from those shown.

COOKING LINE - 900 Classica

Accessories



MODEL

5000002570
5000002580
5000002590

DIMENSION

400x200x40H
800x200x40H
1200x200x40H

Front shelf for plates and dishes, complete with fastening kit

5000002600

60x900x100H

Single profile for worktop side trim (LH), with brass corners



5000002610

60x900x100H

Single profile for worktop side trim (RH), with brass corners

Pictures are provided for illustration purposes only and products may differ from those shown.

COOKING LINE - Heat lamps

Heat lamps





50000R2630



50000O2640



50000A2650

MODEL	DIMENSION	Σ ⚡ kW	Volt/Hz		
50000R2630	155x305H	0,250	230/1N+T 50-60	3	0,04
50000O2640	155x305H	0,250	230/1N+T 50-60	3	0,04
50000A2650	155x305H	0,250	230/1N+T 50-60	3	0,04

Heat lamps





50000R2660



50000O2670



50000A2680

MODEL	DIMENSION	Σ ⚡ kW	Volt/Hz		
50000R2660	260x340H	0,250	230/1N+T 50-60	4	0,08
50000O2670	260x340H	0,250	230/1N+T 50-60	4	0,08
50000A2680	260x340H	0,250	230/1N+T 50-60	4	0,08

R: Copper - O: Brass - A: Aluminium

Equipment included: white and infrared lamps and extendable cable with vertical adjustment feature, max. height 800/1000 mm

Pictures are provided for illustration purposes only and products may differ from those shown.

COOKING LINE - Heat lamps

Pictures are provided for illustration purposes only and products may differ from those shown.

0045

 **BALBONI**
INOX



Via Della Resistenza, 8/4 - 41011 Campogalliano - MO

Tel. 059 527602 - Fax 059 527583
E-mail: balboni@balboni-inox.com
www.balboni-inox.com